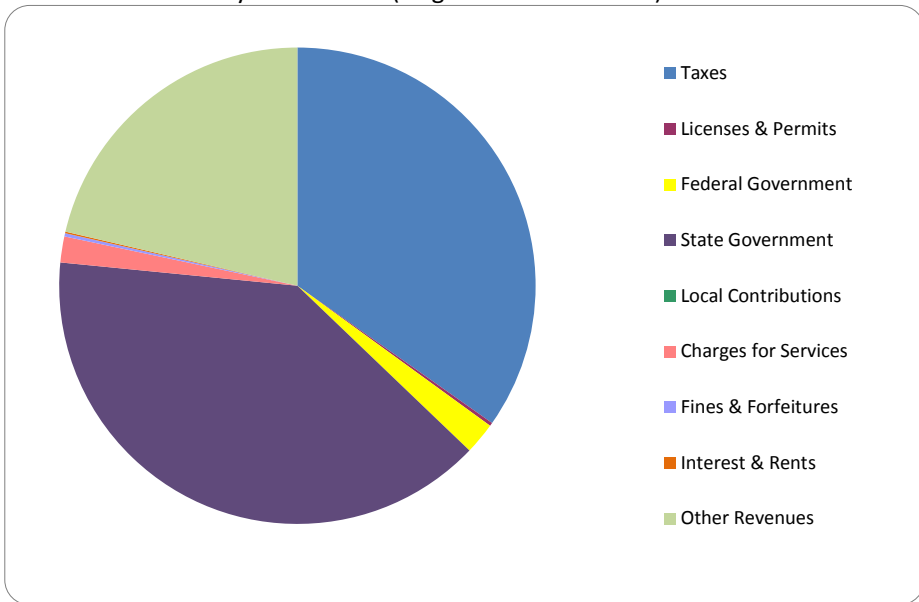


CITIZEN'S GUIDE TO LOCAL UNIT FINANCES - VILLAGE OF NASHVILLE (83030)

REVENUES

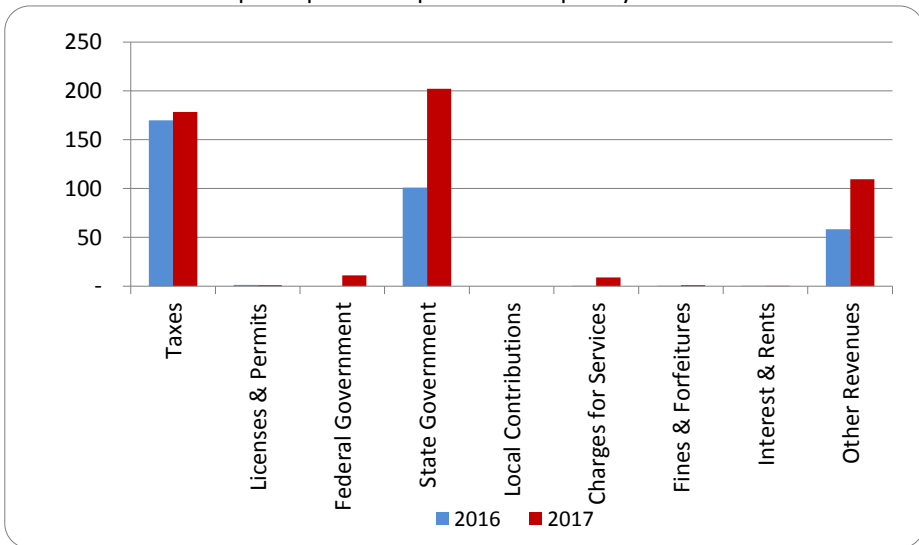
1. Where our money comes from (all governmental funds)



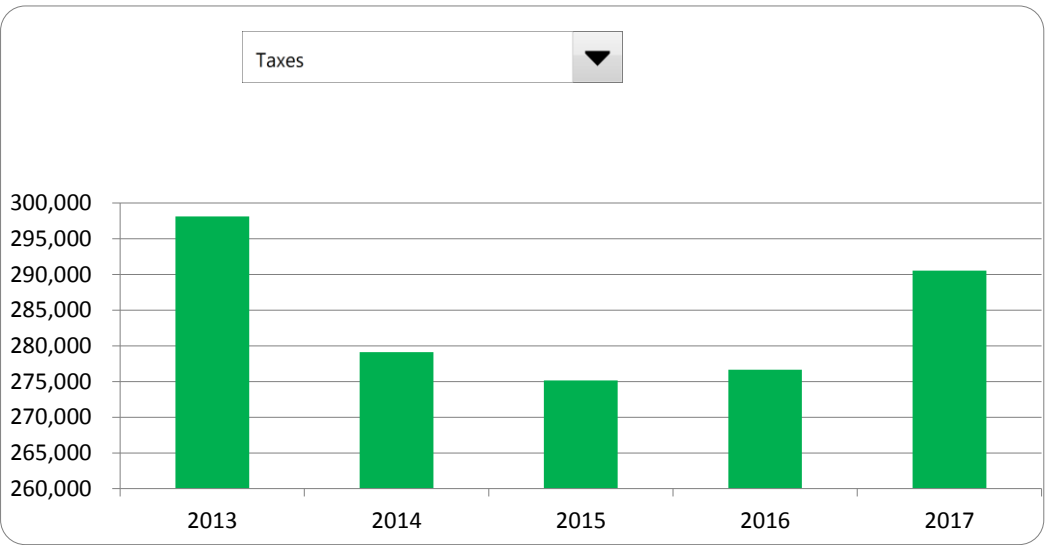
2. Compared to the prior year

	<u>2016</u>	<u>2017</u>	<u>% change</u>
Taxes	\$ 276,670	\$ 290,542	5.01%
Licenses & Permits	1,988	1,881	-5.38%
Federal Government	-	18,000	N/A
State Government	164,490	329,203	100.14%
Local Contributions	-	-	N/A
Charges for Services	775	14,711	1798.19%
Fines & Forfeitures	711	1,836	158.23%
Interest & Rents	703	883	25.60%
Other Revenues	95,146	178,394	87.50%
Total Revenues	\$ 540,483	\$ 835,450	54.57%

3. Revenue sources per capita - compared to the prior year



4. Historical trends of individual sources



Commentary:

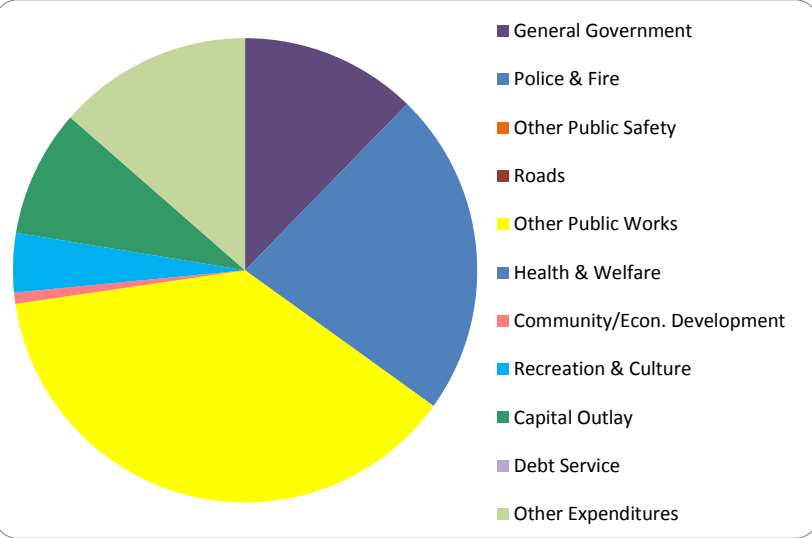
For more information on our unit's finances, contact CATHY LENTZ at 517-852-9544.

CITIZEN'S GUIDE TO LOCAL UNIT FINANCES - VILLAGE OF NASHVILLE (83030)

EXPENDITURES

1. Where we spend our money (all governmental funds)

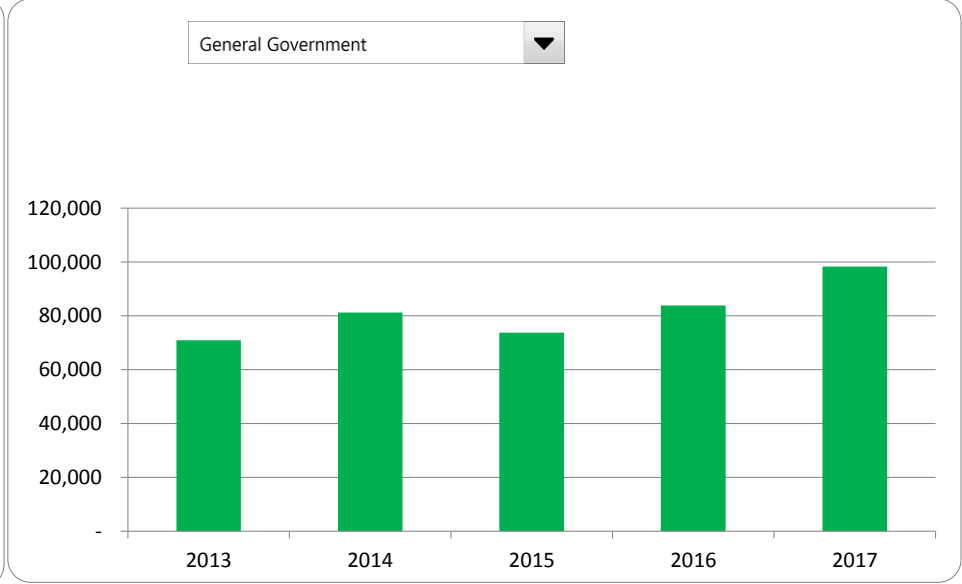
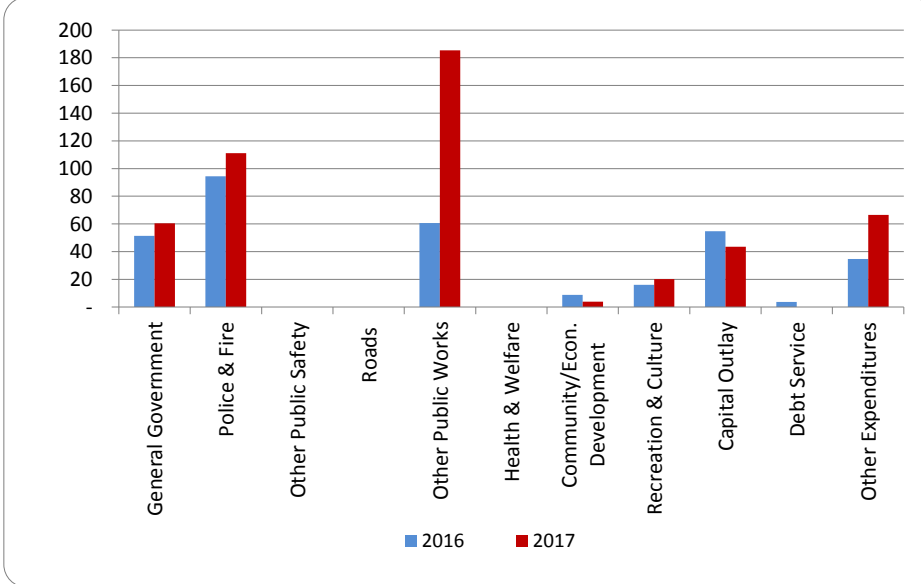
2. Compared to the prior year



	2016	2017	% change
General Government	\$ 83,813	\$ 98,327	17.32%
Police & Fire	153,781	181,003	17.70%
Other Public Safety	-	-	N/A
Roads	-	-	N/A
Other Public Works	98,822	301,947	205.55%
Health & Welfare	-	-	N/A
Community/Econ. Development	14,289	6,167	-56.84%
Recreation & Culture	26,195	32,967	25.85%
Capital Outlay	89,231	70,841	-20.61%
Debt Service	5,991	-	-100.00%
Other Expenditures	56,465	108,408	91.99%
Total Expenditures	\$ 528,587	\$ 799,660	51.28%

3. Spending per capita - compared to the prior year

4. Historical trends of individual departments:



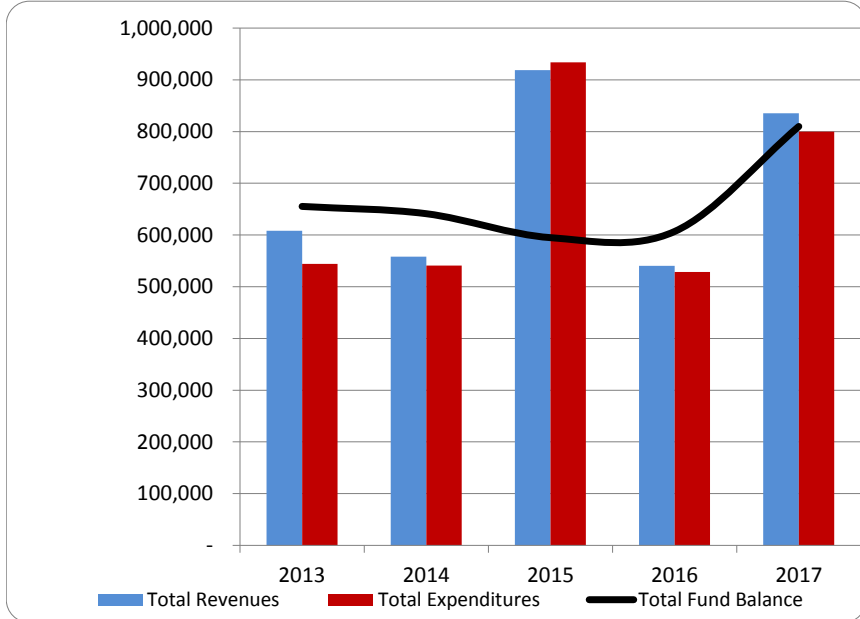
Commentary:

For more information on our unit's finances, contact CATHY LENTZ at 517-852-9544.

CITIZEN'S GUIDE TO LOCAL UNIT FINANCES - VILLAGE OF NASHVILLE (83030)

FINANCIAL POSITION

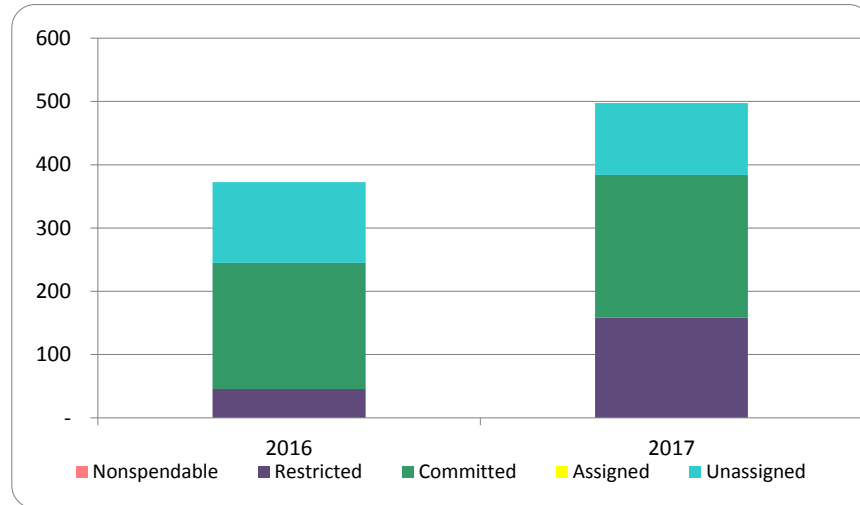
1. How have we managed our governmental fund resources (fund balance)?



2. Compared to the prior year

	2016	2017	% change
Revenue	540,483	835,450	54.57%
Expenditures	528,587	799,660	51.28%
Surplus (shortfall)	11,896	35,790	200.86%
Fund balance, by component:			
Nonspendable	-	-	N/A
Restricted	74,042	257,992	248.44%
Committed	324,894	367,109	12.99%
Assigned	-	-	N/A
Unassigned	207,810	184,647	-11.15%
total fund balance	606,746	809,748	33.46%

3. Fund balance per capita - compared to the prior year



4. Historical trends of individual components



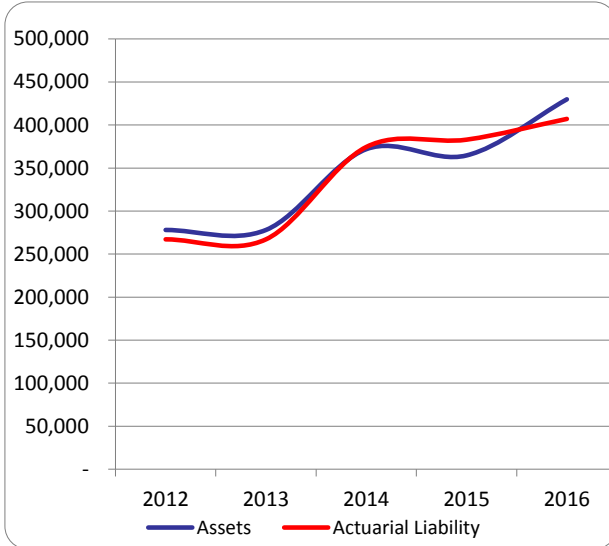
Commentary:

For more information on our unit's finances, contact CATHY LENTZ at 517-852-9544.

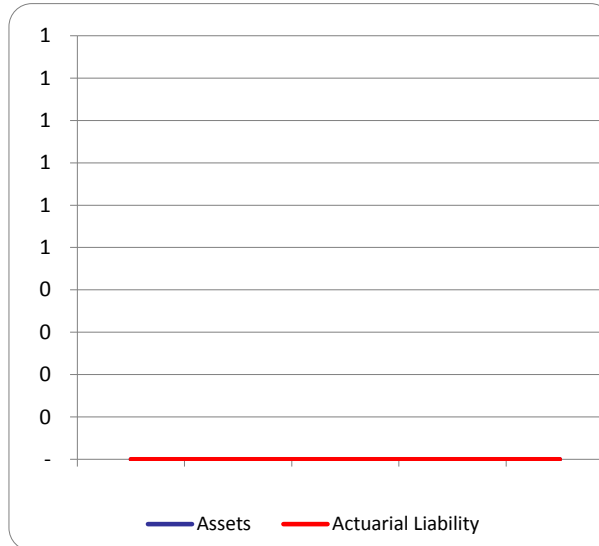
CITIZEN'S GUIDE TO LOCAL UNIT FINANCES - VILLAGE OF NASHVILLE (83030)

OTHER LONG TERM OBLIGATIONS

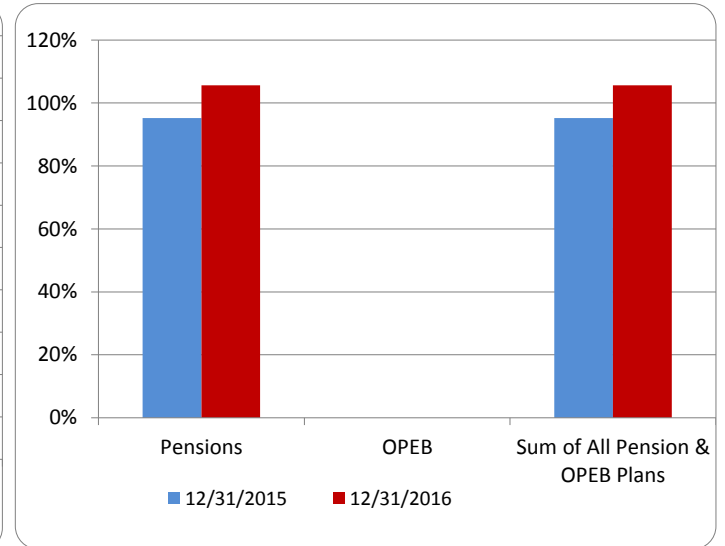
1. Pension funding status



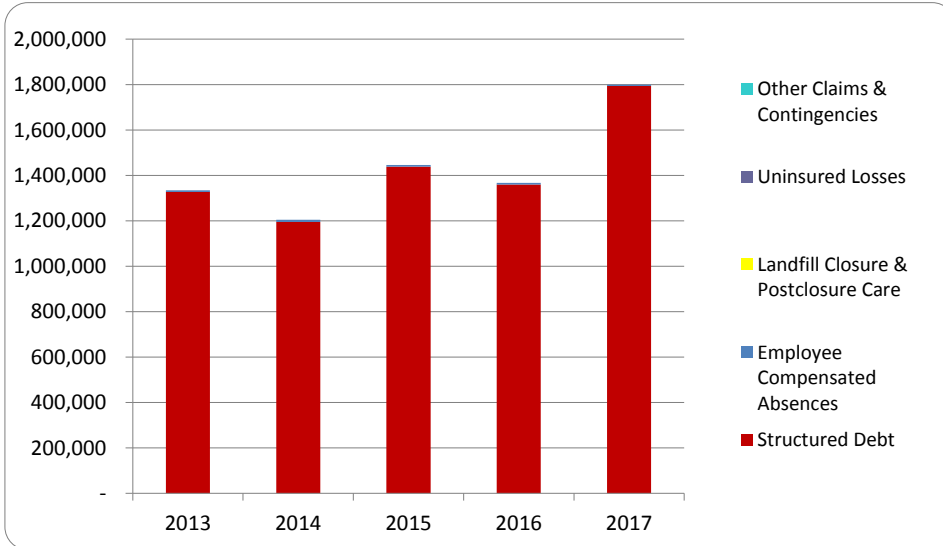
2. Retiree Health care funding status



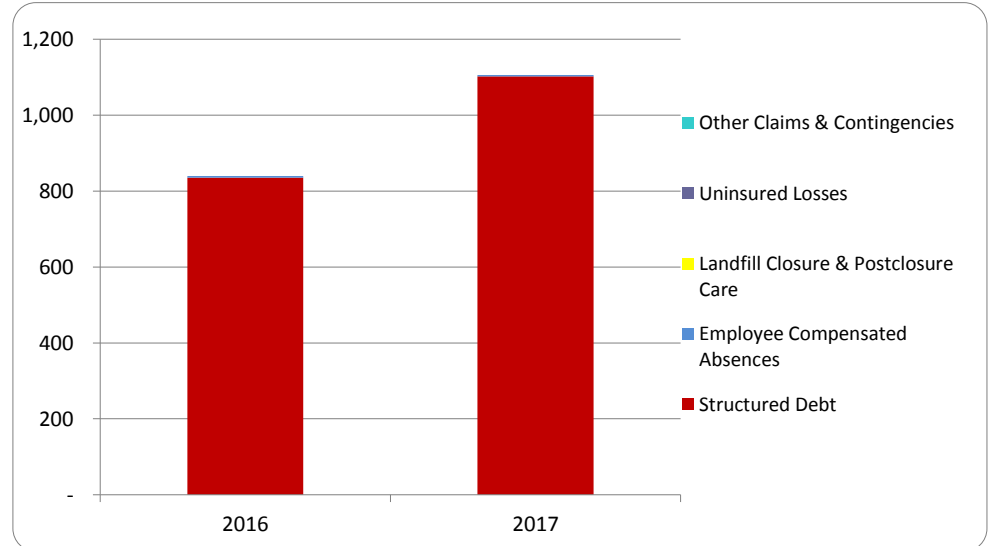
3. Percent funded - compared to the prior year



4. Long Term Debt obligations:



5. Debt & other long term obligations per capita - compared to the prior year



Commentary: The Village of Nashville does not provide retirees with health insurance.